



Western Piedmont Council of Governments

Greater Hickory Metropolitan Planning Organization

Joint TAC & TCC Meeting

Wednesday, November 20, 2019, 2:00 PM

Western Piedmont COG Offices

1880 2nd Ave NW Long View NC

Agenda Item	Presenter	Attachment	Action
Call to Order / Ethics Awareness / Introductions	Bruce Eckard		
Minutes of October 23, 2019, Joint Meeting	Bruce Eckard	Attachment I	Approval by TCC, TAC
Transportation Improvement Programs (2018-29 & 2020-29) Modifications for Board of Transportation	Brian Horton	Attachment II	Approval by TCC, TAC
Federal Certification Review	Loretta Barren	Attachment III	Information Item
2020 Meeting Calendar	Brian Horton	Attachment IV	Approval by TCC, TAC
PL Funding Allocation for FY 2020-2021	Brian Horton	Attachment V	Information Item
Regional Job Flow Trends	Taylor Dellinger	Attachment VI	Information Item
Funding Source Modifications for Projects I-5915A and C-5196	Brian Horton John Marshall	Attachment VII	Consent by TCC, TAC
Prioritization 6.0 Carryover Project List	Brian Horton	Attachment VIII	Consent by TCC, TAC
NCDOT Updates			
Board of Transportation	John Pope		
Division 11	Mike Pettyjohn		
Division 12	Mark Stafford		
Division 13	Mark Gibbs		
Transportation Planning Division	Pam Cook		
Public Comment / Announcements	Bruce Eckard		
Adjournment			
Next Meeting: New 2020 Calendar	Bruce Eckard		

Reminder: In accordance with the State Government Ethics Act, it is the duty of every TAC or TCC member to avoid conflicts of interest. Does any TAC or TCC member have any known conflict of interest with respect to any matters coming before the TAC or TCC today? If so, please identify the conflict and refrain from any participation in the matter involved.



**GREATER HICKORY
METROPOLITAN PLANNING ORGANIZATION (MPO)**
1880 2nd Avenue NW, PO Box 9026
Hickory, NC 28603



MINUTES
GREATER HICKORY METROPOLITAN PLANNING ORGANIZATION (GHMPO)
METROPOLITAN TRANSPORTATION ADVISORY COMMITTEE (TAC)
GREATER HICKORY METROPOLITAN PLANNING ORGANIZATION (GHMPO)
METROPOLITAN TECHNICAL COORDINATING COMMITTEE (TCC)

WEDNESDAY, October 23 2:00 PM– 2:56 PM
WESTERN PIEDMONT COG OFFICES
1880 2ND AVENUE NW, HICKORY NC

Present			Absent			
Last Name	First Name	Representing - MTAC	Last Name	First Name	Representing - MTAC	Status*
Beatty	Barbara	Catawba County	Cato	Wendy	Morganton	
Sterling	Camille	WPRTA	Guess	Hank	City of Hickory	
Thomas	Crissy	Lenoir	Branch	Jeff	Caldwell County	
Eckard	Bruce	Conover	Robinson	Donald	Catawba (Town)	
VanHorn	Thurman	Long View	Greer	Jon	Hudson	
Morrow	Les	Claremont	Townsend	Martin	Granite Falls	
Yoder	Larry	Alexander County	Stevenson	Susan	Valdese	
Taylor	Maynard	Burke County	Midgett	Marcus	Maiden	
Weaver	James	Brookford	Eubanks	Jackie	Catawba County	
Hodge	Jerry	Newton	Yount	Terry	Drexel	
Kirby	Joe	Rhodhiss	Zagaroli	David	Hickory	
Sterling	Camille	WPRTA	VACANT		Taylorsville	Inactive
Thomas	Crissy	Lenoir	VACANT		Connelly Springs	Inactive
Marcus	Midgett	Maiden	VACANT		Rutherford College	Inactive
			VACANT		Hildebran	Inactive
			VACANT		Cajah's Mountain	Inactive
			VACANT		Cedar Rock	Inactive
			VACANT		Gamewell	Inactive
			VACANT		Glen Alpine	Inactive
			VACANT		Sawmills	Inactive
PRESENT-MTCC			ABSENT-MTCC			
John Marshall- City of Hickory			Christopher Todd – Town of Sawmills			
Steve Miller – City of Hickory			George Robinson – Village of Cedar Rock			
Chuck Mullis – Town of Long View			Bryan Steen - Burke County			
Greg Wilson- Town of Granite Falls			Mary Carter – Town of Gamewell			
Randy Williams – City of Newton			Blake Wright – Town of Maiden			
Phillip Lookadoo – City of Morganton			Kenneth B. Geathers, Jr. – Town of Rutherford College			
Blake Wright – Town of Maiden			Rebecca Bentley – Town of Hudson			
Greg Wilson – Town of Granite Falls			Scott Carpenter – Burke County			
Donald Duncan – City of Conover			Seth Eckard – Town of Valdese			
Jacky Eubanks – Catawba County			Sherri Bradshaw – Town of Drexel			
Leah Martin- City of Claremont			Todd Clark – City of Newton			
Stan Kiser – Caldwell County			Jon Pilkenton – Alexander County			
David Moose – Alexander County			Steve Miller – City of Hickory			
Shane Prisby- Burke County			Jeff Blalock - WPRTA			
Jenny Wheelock – City of Lenoir			Jerry Church- Town of Granite Falls			
Barbara Harmon- Town of Rhodhiss			Alan Glines – City of Conover			
Randy Feierabend – Town of Cajah's Mountain			Rick French – Alexander County			
Mick Berry – Catawba County			Donald Duncan – City of Conover			
			Jacky Eubanks – Catawba County			
			VACANT – Town of Glen Alpine			
			VACANT – Town of Hildebran			
			VACANT – Town of Brookford			
			VACANT – Town of Connelly Springs			

<u>WPCOG, NCDOT & FHWA Staff</u>	<u>GUESTS</u>
Alison Adams- WPCOG	Marco Sclarandis
Brian Horton – WPCOG	Chelsey Brooks
Averi Ritchie - WPCOG	
Duncan Cavanaugh - WPCOG	
Lori Dixon – WPCOG	
Dustin Millsaps- WPCOG	
Mike Pettyjohn – NCDOT Div. 11	
Dean Ledbetter – NCDOT Div. 12	
Anil Panicker- NCDOT Div. 13	
Hannah Cook – NCDOT Div. 13	
Stephen Sparks – NCDOT Div. 13	
Pam Cook – NCDOT TPD	
Chris Guffey – NCDOT	
Sean Sizemore- NCDOT	
Rob Weisz- NCDOT	

Call to Order and Introductions – TAC Chair Bruce Eckard called the meeting to order and welcomed all present at 2:02 PM. Mr. Eckard requested that introductions be made by all present. Mr. Eckard thanked everyone for their time and explained the items in the packet. Also discussed was a new sign-in process to expedite check-in time.

Action Items:

- I. **Approval of Minutes (Attachment I)** – Mr. Eckard asked for a motion to approve the Minutes for the September 25, 2019 Meeting. From the TCC, Mr. Williams offered a motion, seconded by Mr. Lookadoo. The motion was unanimously approved by the TCC. From the TAC, Mr. Thurman offered a motion, seconded by Mr. Hodge. The motion was unanimously approved by the TAC.
- II. **Prioritization Project List Development (Attachment II)**- Mr. Horton presented slides and tables, which summarized where past projects stood. “Carryover” and “Holding Tank” projects were explained along with the scoring system. Mr. Horton gave several examples and discussed why re-thinking past projects may now make more sense, in order to result in a more strongly competitive score, and thereby, more likely funded project. He discussed some of the potential trade-offs of replacing past projects with newer concepts. Group discussion included questions about individual projects and next steps. No objections were noted to next conduct follow-up, one-on-one discussions with each local government and NCDOT. Mr. Eckard confirmed Mr. Horton had the consent to continue testing new projects with NCDOT and local governments.
- III. **Transportation Project Map**- Mr. Eckard introduced Dustin Millsaps who presented the draft online map. Mr. Millsaps explained the color-coding and line types. Mr. Millsaps explained how the link may be set up and tools to identify projects. Mr. Horton said it is highly interactive and there are some concerns because of its transparency. Looking to the board for some feedback as to the terminology, Mr. Millsaps noted we are trying to find a way to make this useful but cautious, while ultimately expanding the layers, like environmental features and socioeconomic data. Discussion included a link be emailed to all members to review the map and provide any comments. No action was required by the TCC or TAC.
- IV. **2020 Meeting Calendar (Attachment IV)**- Mr. Horton introduced the 2020 Meeting calendar. Per the 2019 Federal Certification Review, it was strongly recommended that the TCC and TAC be split back into separate meetings. The purpose would be to allow for more deliberation and discussion at TCC before taking an item to TAC for final decision. While meeting jointly

currently, our meetings are often cancelled April, August, and December. Thus, Mr. Horton suggested the idea of alternating the TCC and TAC every other month, resulting in a third fewer meetings overall. However, there was concerns about meeting bi-monthly, due to fulfilling deadlines. Mr. Eckard noted that he has spoken to several members about going back to the old schedule, historically 2 and 3:30 pm. The dilemma in holding both the same day is if there is an item that TCC recommends come back to them before going to TAC, it would then have to be set aside. There are pros and cons with all scenarios, but Mr. Horton explained the goal of trying to keep the traditional dates on everyone's calendar. Ms. Barron from NCDOT will be at the next meeting, providing opportunity to ask more questions and have clarity on the rationale for splitting the meetings. Several members shared ideas and options. Mr. Horton said we didn't have to decide today. Looking to the dozen-plus MPOs across the state, Ms. Pam Cook will check and see how others are handling separate meetings. Mr. Eckard thanked everyone, tabling the item until next month.

V. NCDOT Update - NCDOT presented the following updates:

- *Board of Transportation* – Mr. Pope was not here so no updates were shared
- *Division 11* – Mr. Pettyjohn introduced Mr. Sizemore, who gave updates on projects listed on their handout.
- *Division 12* – Mr. Panicker discussed several updates, including the next likely public meeting for NC 127 widening.
- *Division 13* – Ms. Hannah Cook gave updates on Burke County, including I-40 progress and the cancellation of a public meeting for NC 181.
- *NCDOT-TPD* – Ms. Pam Cook gave an update, no traffic forecast and NC Moves which is policy plan NCDOT is working on now. Refer to your newsletter for additional updates

VI. Added public comments or announcements:

No Public comments. Mr. Horton added that State Board of Ethics has noted there are several members who have not filled out their forms. Mr. Horton stated those individuals have been contacted.

Adjournment – As there was no other business, Mr. Eckard thanked our guests and adjourned the meeting at 3:05 PM. The next meeting will be held on November 20, 2019.

Respectfully Submitted,

Bruce Eckard, MPO/TAC Chairman

Brian Horton, TAC Secretary



**GREATER HICKORY
METROPOLITAN PLANNING ORGANIZATION (MPO)**
1880 2nd Avenue NW, PO Box 9026
Hickory, NC 28603



**RESOLUTION ADOPTING MODIFICATIONS TO THE
TRANSPORTATION IMPROVEMENT PROGRAM (TIP) FY 2018-2027**

A motion was made by _____ and seconded by _____ for the adoption of the following resolution, and upon being put to a vote was duly adopted.

WHEREAS, the following modifications have been proposed for both the FY 2018-2027 Transportation Improvement Program (TIP) and the FY 2020-2029 TIP:

See Attachment from NCDOT dated October 3, 2019, for project schedule modifications

See Attachment from NCDOT dated November 7, 2019, for project additions

WHEREAS, the MPO certifies that this TIP modification is consistent with the intent of the adopted 2045 Metropolitan Transportation Plan (MTP);

NOW THEREFORE be it resolved, by the Greater Hickory MPO Transportation Advisory Committee (TAC) that the TIP FY 2018-2027 and TIP 2020-2029 both be modified as listed above on this, the 20th day of November, 2019.

Bruce Eckard
Greater Hickory MPO TAC Chair

Brian Horton
Greater Hickory MPO TAC Secretary

**REVISIONS TO THE 2018-2027 AND 2020-2029 STIPS
HIGHWAY PROGRAM**

GREATER HICKORY METROPOLITAN PLANNING ORGANIZATION

STIP MODIFICATIONS

B-6011 BURKE PROJ.CATEGORY DIVISION	- GREATER HICKORY METROPOLITAN PLANNING ORGANIZATION	SR 1430 (HARLAND ROAD), REPLACE BRIDGE 110145 OVER BRISTOL CREEK.	RIGHT-OF-WAY CONSTRUCTION	FY 2020 - FY 2020 -	\$65,000 \$650,000	(BGOFF) (BGOFF)
		<u>TO ALLOW ADDITIONAL TIME FOR PLANNING AND DESIGN DELAY RIGHT-OF-WAY FROM FY 19 TO FY 20 AND CONSTRUCTION FROM FY 19 TO FY 20</u>			\$715,000	

* INDICATES FEDERAL AMENDMENT

Thursday, October 3, 2019

REVISIONS TO THE 2018-2027 AND 2020-2029 STIPS HIGHWAY PROGRAM

GREATER HICKORY METROPOLITAN PLANNING ORGANIZATION

STIP ADDITIONS

* Y-5811	- GREATER HICKORY METROPOLITAN	VARIOUS, TRAFFIC SEPARATION STUDY
ALLEGHANY	PLANNING ORGANIZATION	IMPLEMENTATION AND CLOSURES IN DIVISION 11.
ASHE	- NORTHWEST PIEDMONT RURAL PLANNING	<u>PROJECT ADDED AT REQUEST OF RAIL DIVISION:</u>
AVERY	ORGANIZATION	<u>INDIVIDUAL PROJECTS AND FUNDING TO BE</u>
CALDWELL	- HIGH COUNTRY RURAL PLANNING	<u>REQUESTED IN THE FUTURE AS NEEDED.</u>
SURRY	ORGANIZATION	
WATAUGA		
WILKES		
YADKIN		
PROJ.CATEGORY		
DIVISION		
* Y-5812	- CHARLOTTE REGIONAL TRANSPORTATION	VARIOUS, TRAFFIC SEPARATION STUDY
ALEXANDER	PLANNING ORGANIZATION	IMPLEMENTATION AND CLOSURES IN DIVISION 12.
CATAWBA	- GREATER HICKORY METROPOLITAN	<u>PROJECT ADDED AT REQUEST OF RAIL DIVISION:</u>
CLEVELAND	PLANNING ORGANIZATION	<u>INDIVIDUAL PROJECTS AND FUNDING TO BE</u>
GASTON	- GASTON CLEVELAND LINCOLN URBAN	<u>REQUESTED IN THE FUTURE AS NEEDED.</u>
IREDELL	AREA METROPOLITAN PLANNING	
LINCOLN	ORGANIZATION	
PROJ.CATEGORY		
DIVISION		

* INDICATES FEDERAL AMENDMENT

Thursday, November 7, 2019

REVISIONS TO THE 2018-2027 AND 2020-2029 STIPS HIGHWAY PROGRAM

GREATER HICKORY METROPOLITAN PLANNING ORGANIZATION

STIP ADDITIONS

* Y-5813 BUNCOMBE BURKE MADISON McDOWELL MITCHELL RUTHERFORD YANCEY PROJ.CATEGORY DIVISION	- GREATER HICKORY METROPOLITAN PLANNING ORGANIZATION - FRENCH BROAD RIVER METROPOLITAN PLANNING ORGANIZATION - LAND OF SKY RURAL PLANNING ORGANIZATION - ISOTHERMAL RURAL PLANNING ORGANIZATION - HIGH COUNTRY RURAL PLANNING ORGANIZATION	VARIOUS, TRAFFIC SEPARATION STUDY IMPLEMENTATION AND CLOSURES IN DIVISION 13. <u>PROJECT ADDED AT REQUEST OF RAIL DIVISION:</u> <u>INDIVIDUAL PROJECTS AND FUNDING TO BE</u> <u>REQUESTED IN THE FUTURE AS NEEDED.</u>
* Z-5811 ALLEGHANY ASHE AVERY CALDWELL SURRY WATAUGA WILKES YADKIN PROJ.CATEGORY DIVISION	- GREATER HICKORY METROPOLITAN PLANNING ORGANIZATION - NORTHWEST PIEDMONT RURAL PLANNING ORGANIZATION - HIGH COUNTRY RURAL PLANNING ORGANIZATION	VARIOUS, HIGHWAY-RAIL GRADE CROSSING SAFETY IMPROVEMENTS IN DIVISION 11. <u>PROJECT ADDED AT REQUEST OF RAIL DIVISION:</u> <u>INDIVIDUAL PROJECTS AND FUNDING TO BE</u> <u>REQUESTED IN THE FUTURE AS NEEDED.</u>

* INDICATES FEDERAL AMENDMENT

Thursday, November 7, 2019

REVISIONS TO THE 2018-2027 AND 2020-2029 STIPS HIGHWAY PROGRAM

GREATER HICKORY METROPOLITAN PLANNING ORGANIZATION

STIP ADDITIONS

* Z-5812 ALEXANDER CATAWBA CLEVELAND GASTON IREDELL LINCOLN PROJ.CATEGORY DIVISION	<ul style="list-style-type: none"> - CHARLOTTE REGIONAL TRANSPORTATION PLANNING ORGANIZATION - GREATER HICKORY METROPOLITAN PLANNING ORGANIZATION - GASTON CLEVELAND LINCOLN URBAN AREA METROPOLITAN PLANNING ORGANIZATION 	<p>VARIOUS, HIGHWAY-RAIL GRADE CROSSING SAFETY IMPROVEMENTS IN DIVISION 12.</p> <p><u>PROJECT ADDED AT REQUEST OF RAIL DIVISION.</u></p> <p><u>INDIVIDUAL PROJECTS AND FUNDING TO BE REQUESTED IN THE FUTURE AS NEEDED.</u></p>
* Z-5813 BUNCOMBE BURKE MADISON McDOWELL MITCHELL RUTHERFORD YANCEY PROJ.CATEGORY DIVISION	<ul style="list-style-type: none"> - GREATER HICKORY METROPOLITAN PLANNING ORGANIZATION - FRENCH BROAD RIVER METROPOLITAN PLANNING ORGANIZATION - LAND OF SKY RURAL PLANNING ORGANIZATION - ISOTHERMAL RURAL PLANNING ORGANIZATION - HIGH COUNTRY RURAL PLANNING ORGANIZATION 	<p>VARIOUS, HIGHWAY-RAIL GRADE CROSSING SAFETY IMPROVEMENTS IN DIVISION 13.</p> <p><u>PROJECT ADDED AT REQUEST OF RAIL DIVISION.</u></p> <p><u>INDIVIDUAL PROJECTS AND FUNDING TO BE REQUESTED IN THE FUTURE AS NEEDED.</u></p>

* INDICATES FEDERAL AMENDMENT

Thursday, November 7, 2019

**REVISIONS TO THE 2018-2027 AND 2020-2029 STIPS
HIGHWAY PROGRAM**

GREATER HICKORY METROPOLITAN PLANNING ORGANIZATION

STIP MODIFICATIONS

R-5791	- GREATER HICKORY METROPOLITAN	VARIOUS, DIVISION 11 PROGRAM TO UPGRADE	CONSTRUCTION	FY 2020 -	\$100,000	(S)
ALLEGHANY	PLANNING ORGANIZATION	INTERSECTIONS TO COMPLY WITH THE AMERICANS		FY 2020 -	\$3,600,000	(TA)
ASHE	- NORTHWEST PIEDMONT RURAL PLANNING	WITH DISABILITIES ACT (ADA) USING		FY 2020 -	\$800,000	(O)
AVERY	ORGANIZATION	TRANSPORTATION ALTERNATIVES (TA) FUNDS.			\$4,500,000	
CALDWELL	- HIGH COUNTRY RURAL PLANNING	<u>TO ALLOW ADDITIONAL TIME FOR PLANNING AND</u>				
SURRY	ORGANIZATION	<u>DESIGN DELAY CONSTRUCTION FROM FY 19 TO FY 20</u>				
WATAUGA						
WILKES						
YADKIN						
PROJ.CATEGORY						
DIVISION						

* INDICATES FEDERAL AMENDMENT

Thursday, November 7, 2019



Executive Summary

Statement of Finding

The Federal Highway Administration (FHWA) and Federal Transit Administration (FTA) find that the Greater Hickory Metropolitan Planning Organization (GHMPO) transportation planning process substantially meets Federal requirements and jointly certify the transportation planning process for a period of four years from the date of this Report.

Purpose

Pursuant to 23 United States Code (U.S.C.) (i)(5) and 49 USC 1607, the Federal Highway Administration (FHWA) and the Federal Transit Administration (FTA) must certify jointly the metropolitan transportation planning process in Transportation Management Areas (TMAs) at least once every four years. The GHMPO is a TMA, a Metropolitan Planning Organization (MPO) with a population of at least 200,000 as defined by the United States Census Bureau. This is the second certification review to be completed for the Hickory MPO.

Methodology

The review consisted of a desk audit, a public comment session conducted on Monday, August 12, 2019, and an on-site review conducted on August 12th and 13th, 2019. In addition to the formal review, routine oversight, including attendance at meetings, day-to-day interactions, review of work products, and working with the MPO to develop federally required products provide a major source of information upon which to base certification findings. After the on-site review is complete, a report is written to document the findings.

Findings

The review identified six (6) commendations and eleven (11) recommendations. No corrective actions were issued.

Commendations:

- The MPO is commended for the use of visualization techniques in its PIP.
- The MPO is commended for including EJ analyses for sidewalks and air quality.
- The MPO is commended for having a performance measure and metric for EJ.
- The MPO is commended for its efforts to look at food deserts, which is an emerging issue that typically affects low-income and minority areas.



U.S. Department
of Transportation
**Federal Highway
Administration**

- The MPO is commended for its freight outreach efforts, visualization techniques, and its integration into the MTP.
- The MPO is commended for its UPWP, which clearly programs FTA 5303 and 5307 funds for eligible planning activities.

Recommendations:

- It is recommended that the MPO hold separate TCC and TAC meetings to allow the TCC adequate time to review, discuss, and make formal recommendations to the TAC.
- It is recommended that NCDOT work with the MPO, transit agency, and the WPCOG to update the Planning Agreement.
- It is recommended that the MPO more fully incorporate resiliency and environmental considerations in the MTP.
- It is recommended that the MPO develop a monitoring process to ensure projects funded through STPG-DA, CMAQ, and TAP-DA remain on schedule and ready to progress through the various phases of Federal authorization.
- It is recommended that the MPO update its PIP by June 30, 2020 to coincide with the outreach efforts the MPO is currently using.
- It is recommended that the MPO begin compiling a list of stakeholders who might be interested in receiving direct emails regarding transportation planning activities.
- It is recommended that the MPO consider using a smaller geography unit such as traffic analysis zones rather than census tracts for identifying EJ populations.
- It is recommended that the MPO create one map for EJ analyses that depicts the entire MPO rather than multiple maps segmented by county.
- It is recommended that the MPO ensure that cumulative effects of projects are considered by including past projects as part of the EJ analysis.
- It is recommended that the MPO conduct both *qualitative* and *quantitative* analyses on a system-wide level to identify potential transportation impacts to EJ populations.
- It is recommended that the MPO update its CMP, including the biennial congestion analysis report by June 30, 2019.



- It is recommended that the MPO develop a Continuity of Operations Plan (COOP) to provide documented procedures for MPO staff.

Introduction

Purpose

The purpose of the Certification Review is to assess the extent of compliance with the Federal metropolitan transportation planning requirements, to recognize noteworthy practices, to identify problem areas, and provide assistance and guidance, as appropriate. The Review consisted of a desk audit followed by discussions on a variety of transportation planning topics with State and local transportation officials directly involved in the MPO's highway and transit planning activities. The certification review process helps to ensure that the planning requirements of 23 U.S.C. 134 and 49 U.S.C. 5303 are being satisfactorily achieved and that federally funded highway and transit projects resulting from that process can be implemented. The certification review is also the appropriate time to ensure the MPO is compliant with other Federal regulations pertinent to the transportation planning process. The Review, which was held at the Western Piedmont Council of Governments (WPCOG) in Hickory, included a public involvement meeting on Monday, August 12, 2019, to provide the public an opportunity to offer comments on the MPO's metropolitan transportation planning process. No one from the public attended the meeting. This report contains the Review Team's findings.

Scope

Pursuant to 23 USC (i)(5) and 49 USC 1607, the FHWA and the FTA must certify jointly the Federal metropolitan transportation planning process in Transportation Management Areas (TMAs) at least once every four years. A TMA is an urbanized area with a population of greater than 200,000, as defined by the United States Census Bureau. Certification reviews generally consist of three primary activities: 1) an extensive desk audit consisting of a review of planning products, 2) an on-site visit, and 3) preparation of a certification review report, which summarizes the review and contains findings, including commendations, recommendations, and corrective actions. Certification reviews address compliance with federal regulations and challenges, successes, and experiences of the cooperative relationship between the MPO, State Department of Transportation (DOT), and transit operators, who conduct the Continuing, Cooperative, and Comprehensive (3C) metropolitan transportation planning process. The certification review is an assessment of the transportation planning processes and products conducted by all partners charged with cooperatively carrying out the 3C planning process. Joint FHWA/FTA certification review guidelines afford agency reviewers flexibility in designing the review to reflect local issues and circumstances. Consequently, the scope of the certification review reports varies from TMA to TMA.



Methodology

The FHWA North Carolina Division Office and the FTA Region 4 Office conducted a joint Certification Review of the GHMPO's metropolitan transportation planning process, which included a site visit on August 12th and 13th, 2019. The review was conducted in accordance with 23 Code of Federal Regulations (CFR) Part 450 and 49 CFR Part 613, which require FHWA and FTA to review and assess jointly the metropolitan transportation planning process for all TMAs at least once every four years. According to the 2010 Census, the GHMPO contained a population over 200,000, which makes it subject to the TMA transportation planning requirements.

The Federal Review team followed the guidance entitled, "A Risk-Based Transportation Management Area Planning Certification Review," "TMA Certification Review State-of-the-Practice Review Report," and the TMA Certification Process Field Handbook in conducting the Review. FHWA staff worked with the MPO to develop a schedule for the Certification Review that was compatible with ongoing workloads and the meeting schedules for the MPO's Technical Coordinating Committee (TCC) and Board. An extensive desk audit of the MPO's planning documents was conducted prior to the on-site review. Advertisements for the certification review were posted. A public comment period was advertised as a part of the process for FHWA staff to receive comments. The topics addressed in this report document the regulatory basis, status, and findings. These terms are defined below.

Regulatory Basis – Defines where information regarding each planning topic can be found in the Code of Federal Regulations and/or the United States Code - the "Planning Regulations" and background information on the planning topic.

Status – Defines what the Transportation Management Area is currently doing regarding each planning topic.

Findings – Statements of fact that define the conditions found during the review, which provide the primary basis for determining commendations, recommendations, and corrective actions for each planning topic. Because many planning topics are interlinked, but may have been reviewed as separate topics, some findings may reference other documents or requirements than the one being covered. Planning process Findings include:

Commendations – A process or practice that demonstrates innovative, highly effective procedures for implementing the planning requirements. Examples include elements addressing items that have frequently posed problems nationwide, and significant improvements and/or resolution of past findings.

Recommendations – Addresses technical improvements to processes and procedures that, while somewhat less substantial and not regulatory, are still significant enough that FHWA and FTA are hopeful that State and local officials will take an action.



The expected outcome is change that would improve the process, though there is no Federal mandate, and failure to respond could, but not necessarily, result in a more restrictive certification.

Corrective Actions – Indicate a serious situation that fails to meet one or more requirements of the metropolitan transportation planning statutes and regulations, thus seriously impacting the outcome of the overall planning process. The expected outcome is a change that brings the metropolitan planning process into compliance with a planning statute or regulation; failure to respond will likely result in a more restrictive certification.

Team Members

The Federal Review Team consisted of the following individuals:

- Mr. Bill Marley, Transportation Planner, FHWA, NC Division
- Ms. Loretta Barren, Transportation Planner, FHWA, NC Division
- Mr. Joe Geigle, Congestion Management Engineer, FHWA, NC Division
- Ms. Lynise DeVance, Civil Rights Program Manager, FHWA, NC Division
- Ms. Parris Orr, Community Planner, FTA, Region 4

Other participants consisted of staff from the Greater Hickory MPO, Western Piedmont Council of Governments, the North Carolina Department of Transportation (NCDOT), and the Western Piedmont Regional Transportation Authority (WPRTA), including:

- Mr. Brian Horton, GHMPO
- Ms. Averi Ritchie, GHMPO
- Mr. Dustin Millsaps, GHMPO
- Mr. Duncan Cavanaugh, GHMPO
- Mr. Taylor Dellinger, WPCOG/GHMPO
- Mr. Jason Toney, WPCOG
- Mr. Todd Stroupe, WPCOG
- Mr. Billy Rickles, WPCOG
- Ms. Alison Adams, WPCOG
- Ms. Pam Cook, NCDOT Transportation Planning Branch
- Ms. Camille Sterling, WPRTA
- Mr. Jeff Blalock, WPRTA

Federal Certification Review Recommendation

- Hold separate TCC and TAC meetings to allow the TCC adequate time to review, discuss, and make formal recommendations to the TAC

Comparison of North Carolina MPOs

Most meet 2 weeks apart. Only two others meet the same day (highlighted below).

MPO	TCC	TAC	Frequency	Separation
Charlotte Regional*	1st Thursday, 10am	3rd Wednesday, 6pm	Monthly	2 weeks
French Broad River**	2nd Thursday, 2pm	4th Thursday, 11am	Monthly	2 weeks
Capital Area	1st Thursday, 10am	3rd Wednesday, 4pm	Monthly	2 weeks
Durham-Chapel Hill	4th Wednesday, 4pm	2nd Wednesday, 9am	Monthly	2 weeks
Wilmington	2nd Wednesday, 10am	4th Wednesday, 3pm	Monthly	2 weeks
High Point	3rd Tuesday, 2pm	4th Tuesday, 10am	Monthly	1 week
Cabarrus-Rowan	3rd Wednesday, 10am	4th Wednesday, 5:30pm	Monthly	1 week
Burlington-Graham	3rd Tuesday, 9am	3rd Tuesday, 5pm	Monthly	6 hours
Greensboro	4th Wednesday, 10:30am	4th Wednesday, 2pm	Monthly	2 hours
Jacksonville	2nd Thursday, 10:30am	2nd Thursday, 3:30pm	Bi-monthly	4 weeks
Gaston-Cleveland-Lincoln*	2nd Wednesday, 10am	4th Thursday, 6pm	Bi-monthly	2 weeks
New Bern	2nd Thursday, 1:30pm	4th Thursday, 11am	Bi-monthly	2 weeks
Winston-Salem	3rd Thursday, 2pm	3rd Thursday, 4:15pm	Bi-monthly	2 weeks
Greenville	1st Wednesday, 1:30pm	2nd Thursday, 1:30pm	Bi-monthly	1 week
Rocky Mount	1st Monday, 3pm	3rd Monday, 4pm	Quarterly	2 weeks
Fayetteville	2nd Wednesday, 10:30am	4th Wednesday, 8:30am	Quarterly	2 weeks

*also in Div. 12, **also in Div. 13

Calendar Options for GHMPO

- Option 1: Hour apart – TCC at 1pm, then TAC at 3:30pm
- Option 2: Same day – TCC at 10am, then TAC at 2pm
- Option 3: Weeks apart – TCC one to two weeks before TAC at 2pm

2020 TCC Calendar (Local Government Staff)	
Day	Date*
4th Wed	January 22
4th Wed	February 26
4th Wed	March 25
<u>3rd</u> Wed	April 15
4th Wed	May 27
4th Wed	June 24
4th Wed	July 22
4th Wed	August 26
4th Wed	September 23
4th Wed	October 28
<u>3rd</u> Wed	November 18
<u>3rd</u> Wed	December 16

2020 TAC Calendar (Elected Officials)	
Day	Date
4th Wed	January 22
4th Wed	February 26
4th Wed	March 25
<u>3rd</u> Wed	April 15
4th Wed	May 27
4th Wed	June 24
4th Wed	July 22
4th Wed	August 26
4th Wed	September 23
4th Wed	October 28
<u>3rd</u> Wed	November 18
<u>3rd</u> Wed	December 16

*Dates shown are for Options 1 & 2; Option 3 would slide dates one to two weeks prior



STATE OF NORTH CAROLINA
DEPARTMENT OF TRANSPORTATION

ROY COOPER
GOVERNOR

JAMES H. TROGDON, III
SECRETARY

October 28, 2019

Mr. Brian Horton
Western Piedmont Council of Governments
P.O. Box 9026
Hickory, North Carolina 28603-9026

Subject: Greater Hickory MPO, FY 2021 PL Work Program Allocation

Dear Mr. Horton:

The FAST Act has provided \$6,085,760 in PL funds for FY 2021 (after accounting for SAP system charges). These funds have been allocated using the current PL fund allocation formula and are available for programming for your FY 2021 PL program that begins July 1, 2020.

For FY21, the MPO will receive a yearly allocation of \$277,193 in Federal PL funds.

80% Federal funds	20% local match	Total work plan Federal PL + local match for PL funds *
\$277,193	\$69,298	\$346,491

(*Total does not include other sources of Federal, State, or local funding).

If the MPO plans to program any STBG-DA funds for planning, you should coordinate with your appropriate TIP regional contact to have it added to the STIP, add it to your work plan and coordinate with your TPD Coordinator to develop a STBG-DA funding agreement. Please copy myself and Daryl Vreeland (dvreeland@ncdot.gov) with this amount.

For auditing purposes, you should include the program name (Metropolitan Planning / PL 104(f) funds) and the CFDA Number (20.205-5) on your Schedule of Expenditures for Federal and State Awards. FY21 WBS and PO numbers will be transmitted in the future.

Your Draft (U)PWP for FY 2021 will be due on January 30, 2020 and your approved PWP should be submitted by March 15, 2020 online in .pdf format and include the cover letter, adoption resolution, summary budget table, and an item by item task description. The MPO is also required to complete an annual certification prior to the Department approving your FY 2021 PL program. The annual certification resolution (as well as the yearend report) should be uploaded as separate .pdf documents. If you have any questions, please do not hesitate to call or email me: (919) 707-0901, jalavi@ncdot.gov.

Your work plan also includes \$80,000 in Federal SPR funds to cover planning activities in the former RPO areas that have been incorporated into the MPO. These funds should be billed separately from your normal PL invoice.

Sincerely,

Jamal Alavi

Jamal Alavi, P.E.
Director, Transportation Planning Division

Mailing Address:
NC DEPARTMENT OF TRANSPORTATION
TRANSPORTATION PLANNING DIVISION
1554 MAIL SERVICE CENTER
RALEIGH, NC 27699-1554



Telephone: (919) 707-0900
Fax: (919) 733-9794
Customer Service: 1-877-368-4968

Website: www.ncdot.gov



WESTERN PIEDMONT COUNCIL OF GOVERNMENTS



Creative Regional Solutions Since 1968

FISCAL YEAR 2019 - 2020 ASSESSMENTS

Creative Regional Solutions Since 1968

Local Government	2017 State Planning Population *	Assesments X .70 Per Capita	2010 MPO Population **	MPO PL	MPO FTA	2019-2020 Water Resources ***	TOTAL WPCOG ASSESSMENTS	Sister Cities	Alliance for Innovation	TOTAL WITH NON-WPCOG OPTIONS
Alexander County	36,060	\$25,242.00	35,100	\$13,116.18	\$518.58	\$5,521.15	\$44,397.91	\$500.00	\$875.00	\$45,772.91
Taylorsville	2,146	\$1,502.20	2,098	\$783.98	\$31.00	\$328.57	\$2,645.75	\$500.00	\$350.00	\$3,495.75
Burke County	59,353	\$41,547.10	59,578	\$22,263.12	\$880.23	\$9,087.55	\$73,778.00		\$1,750.00	\$75,528.00
Connelly Springs	1,665	\$1,165.50	1,669	\$623.67	\$24.66	\$254.93	\$2,068.76		\$350.00	\$2,418.76
Drexel	1,841	\$1,288.70	1,858	\$694.30	\$27.45	\$281.88	\$2,292.33		\$350.00	\$2,642.33
Glen Alpine	1,554	\$1,087.80	1,517	\$566.87	\$22.41	\$237.93	\$1,915.01		\$350.00	\$2,265.01
Hildebran	1,996	\$1,397.20	2,023	\$755.95	\$29.89	\$305.61	\$2,488.65		\$350.00	\$2,838.65
Morganton	16,969	\$11,878.30	16,918	\$6,321.92	\$249.95	\$2,598.13	\$21,048.30	\$500.00	\$638.75	\$22,187.05
Rutherford College	1,388	\$971.60	1,341	\$501.11	\$19.81	\$212.52	\$1,705.04		\$350.00	\$2,055.04
Valdese	4,465	\$3,125.50	4,490	\$1,677.82	\$66.34	\$683.64	\$5,553.30	\$500.00	\$350.00	\$6,403.30
Caldwell County	44,148	\$30,903.60	43,501	\$16,255.46	\$642.70	\$6,759.51	\$54,561.27		\$1,750.00	\$56,311.27
Cajah's Mountain	2,743	\$1,920.10	2,823	\$1,054.90	\$41.71	\$419.98	\$3,436.69		\$350.00	\$3,786.69
Cedar Rock	292	\$204.40	300	\$112.10	\$4.43	\$44.71	\$365.64		\$350.00	\$715.64
Gamewell	4,046	\$2,832.20	4,051	\$1,513.78	\$59.85	\$619.48	\$5,025.31		\$350.00	\$5,375.31
Granite Falls	4,643	\$3,250.10	4,722	\$1,764.52	\$69.77	\$710.89	\$5,795.28		\$350.00	\$6,145.28
Hudson	3,954	\$2,767.80	3,776	\$1,411.02	\$55.79	\$605.40	\$4,840.01		\$350.00	\$5,190.01
Lenoir	17,841	\$12,488.70	18,228	\$6,811.44	\$269.31	\$2,731.64	\$22,301.09		\$638.75	\$22,939.84
Rhodhiss	1,093	\$765.10	1,070	\$399.84	\$15.81	\$167.35	\$1,348.10		\$350.00	\$1,698.10
Sawmills	5,186	\$3,630.20	5,240	\$1,958.08	\$77.42	\$794.03	\$6,459.73		\$350.00	\$6,809.73
Catawba County	85,463	\$59,824.10	83,535	\$31,215.38	\$1,234.18	\$13,085.26	\$105,358.92		\$2,625.00	\$107,983.92
Brookford	373	\$261.10	382	\$142.75	\$5.64	\$57.11	\$466.60		\$350.00	\$816.60
Catawba	604	\$422.80	603	\$225.33	\$8.91	\$92.48	\$749.52		\$350.00	\$1,099.52
Claremont	1,461	\$1,022.70	1,352	\$505.22	\$19.98	\$223.69	\$1,771.59		\$350.00	\$2,121.59
Conover	8,412	\$5,888.40	8,165	\$3,051.10	\$120.63	\$1,287.96	\$10,348.09		\$350.00	\$10,698.09
Hickory	40,638	\$28,446.60	40,010	\$14,950.95	\$591.12	\$6,222.09	\$50,210.76	\$500.00	\$875.00	\$51,585.76
Long View	4,857	\$3,399.90	4,871	\$1,820.20	\$71.97	\$743.66	\$6,035.73		\$350.00	\$6,385.73
Malden	3,390	\$2,373.00	3,308	\$1,236.13	\$48.87	\$519.04	\$4,177.04		\$350.00	\$4,527.04
Newton	13,009	\$9,106.30	12,968	\$4,845.88	\$191.59	\$1,991.81	\$16,135.58		\$638.75	\$16,774.33
TOTALS	369,590	\$258,713.00	365,497	\$136,579.00	\$5,400.00	\$56,588.00	\$457,280.00	\$2,500.00	\$16,791.25	\$476,571.25

* Dues Per Capita are based on population figures from the NC Office of State Planning for 2017.

** Dues for the MPO are based on population figures from the 2010 US Census because these population figures were the basis for the MPO boundaries.

*** Water Resources Dues are shared between our regional local governments based on population figures from the NC Office of State Planning for 2017.

GRAND TOTAL	\$476,571.25
------------------------	---------------------

Hickory MSA Job Flows



Greater Hickory MPO TAC/TCC Meeting
November 20, 2019

Hickory MSA Job Flows-Background

- The “OntheMap” application (www.onthemap.ces.census.gov), provided through a partnership between the US Census Bureau and the Local Employment Dynamics (LED) Partnership States, provides data showing “where people work and where working people live.”
- Information on the location of business establishments and local and state government offices is offered through the Quarterly Census for Employment and Wages. The States assign employer locations as part of the Quarterly Census for Employment and Wages, while the Census Bureau identifies worker residence locations. Census Bureau staff then perform the final calculations and confidentiality protections. (Data for federal workers, however, is not included in the 2017 data.)

Hickory MSA Resident-County to Worker-County Workflows (All Jobs*), 2010-2017

Job/Resident Location	2010 Job Count	% of Jobs	2017 Job Count	% of Jobs	Change in Jobs 2010-2017	Change in % of Jobs 2010-2017
Reside in Hickory MSA County, job located in same county as worker's residence	83,273	58.0%	85,046	54.2%	1,773	-3.8%
Reside in Hickory MSA County, job located in other Hickory MSA County**	27,873	19.4%	30,969	19.7%	3,096	0.3%
Reside in Hickory MSA County, job located outside of Hickory MSA***	32,382	22.6%	40,998	26.1%	8,616	3.5%
Total Job Count of Hickory MSA residents	143,528	100.0%	157,013	100.0%	13,485	0.0%

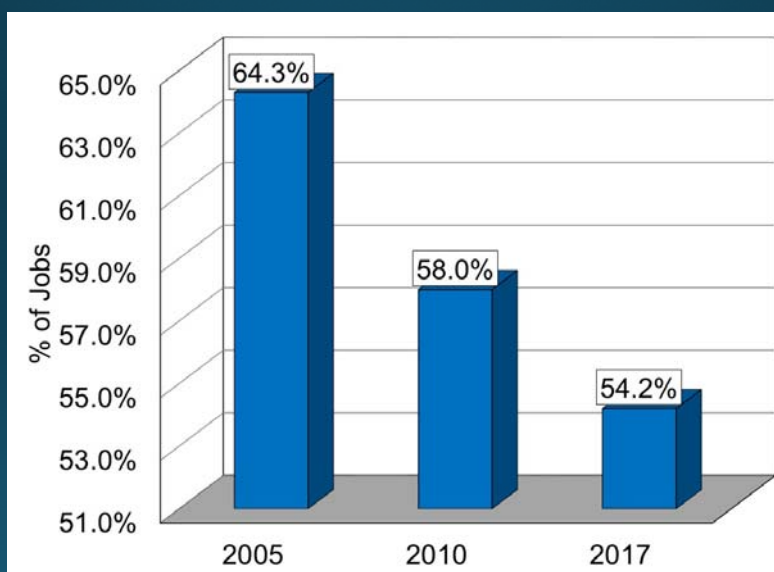
*Includes primary and secondary jobs. Workers can have only a primary job, or have a primary job plus secondary job(s).

**Means job located in a Hickory Metro County, but lives in a different Hickory Metro County.

***Means person lives inside the Hickory MSA, but job is located outside the Hickory MSA. To reduce error, jobs counts from outside the MSA residents was calculated by only adding the number of jobs, as reported by OntheMap, from counties within 75 miles of the Hickory MSA. The remaining jobs were considered as jobs located in the same county as worker's residence, since it is unlikely that workers will travel more than 75 miles for a job.

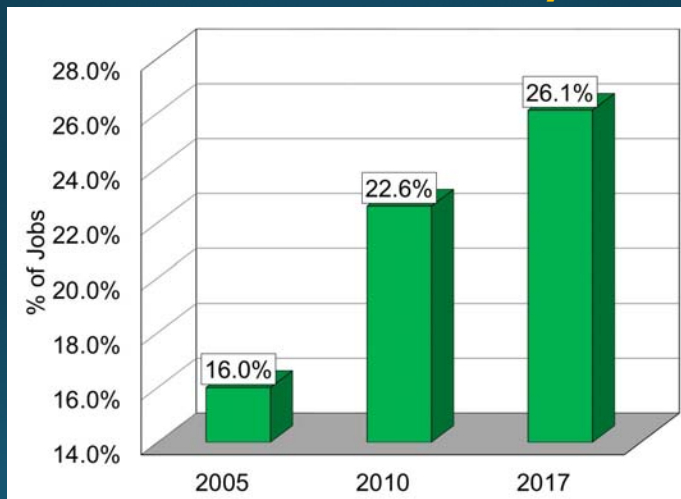
Source: OntheMap, US Census Bureau, 2019.

Percentage of Hickory MSA Workers who Work in County of Residence



Source: OntheMap, US Census Bureau, 2019.

Percentage and Number of Jobs Worked by Hickory MSA Residents in which the Job is Located Outside the Hickory MSA



2005: 25,700 Jobs 2010: 32,282 Jobs 2017: 40,998 Jobs

Source: OntheMap, US Census Bureau, 2019.

Hickory MSA Job-County to Resident-County Work Flows (All Jobs*), 2010-2017

Job/Resident Location	2010 Job Count	% of Jobs	2017 Job Count	% of Jobs	Change in Jobs 2010-2017	Change in % of Jobs 2010-2017
Reside in Hickory MSA County, job located in same county as worker's residence	83,273	58.0%	85,046	54.2%	1,773	-3.8%
Reside in Hickory MSA County, job located in other Hickory MSA County**	27,873	19.4%	30,969	19.7%	3,096	0.3%
Job in Hickory MSA County, worker resides outside of the Hickory MSA***	25,018	18.4%	35,543	23.5%	10,525	5.1%
Total Number of Jobs in Hickory MSA	136,164	100.0%	151,558	100.0%	15,394	0.0%

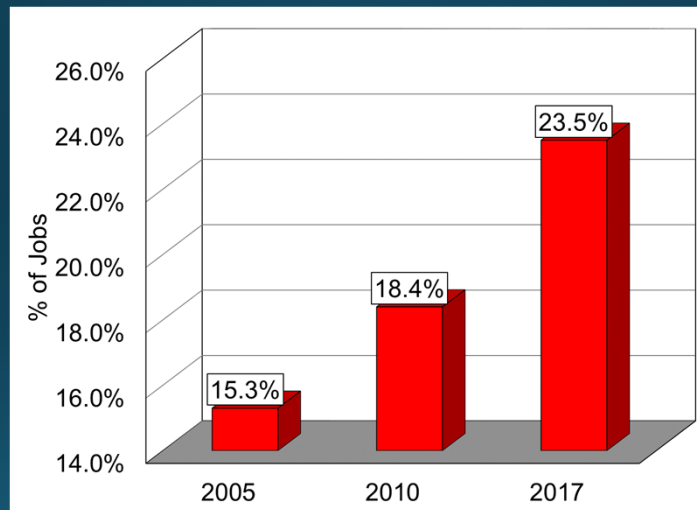
*Includes primary and secondary jobs. Workers can have only a primary job, or have a primary job plus secondary job(s).

**Means job located in a Hickory Metro County, but lives in a different Hickory Metro County.

***Means person lives outside the Hickory MSA, but job is located in the Hickory MSA. To reduce error, jobs counts from outside the MSA residents was calculated by only adding the number of jobs, as reported by OntheMap, from counties within 75 miles of the Hickory MSA. The remaining jobs were considered as jobs located in the same county as worker's residence, since it is unlikely that workers will travel more than 75 miles for a job.

Source: OntheMap, US Census Bureau, 2019.

Percentage and Number of Hickory MSA Workers who Reside outside the Hickory MSA



2005: 24,395 Jobs 2010: 25,018 Jobs 2017: 35,543 Jobs

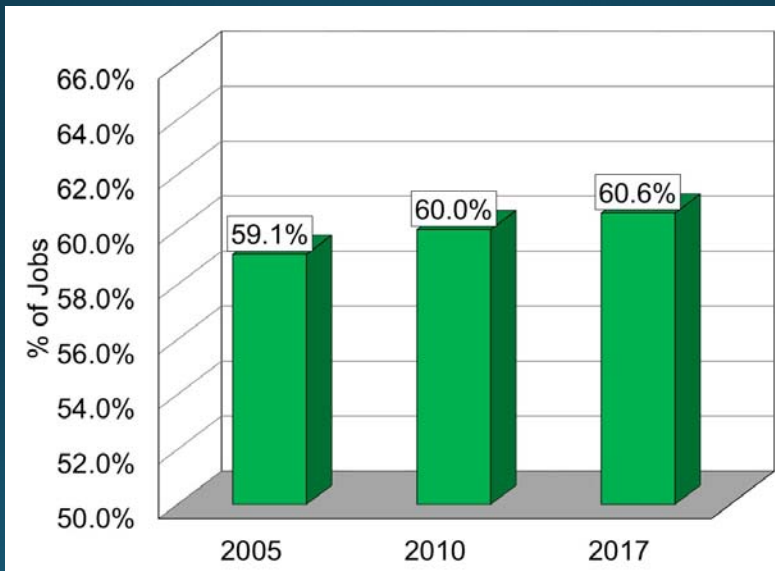
Source: OntheMap, US Census Bureau, 2019.

Hickory MSA County Job Flows

Hickory MSA Job Inflows by County, 2010-2017								
County	2010 Job Count				2017 Job Count			
	Alex.	Burke	Caldwell	Catawba	Alex.	Burke	Caldwell	Catawba
Job located in same county as worker	6,122	17,751	17,499	41,901	6,282	17,345	17,108	44,311
Job located in County, worker resides in other Hickory MSA County	1,872	4,856	5,243	15,902	2,669	5,818	5,725	16,757
Job located County, worker resides outside the Hickory MSA	463	3,384	2,365	18,806	2,086	5,003	3,244	25,210
Total Jobs in County	8,457	25,991	25,107	76,609	11,037	28,166	26,077	86,278
Total Job inflows (+)	2,334	8,240	7,608	34,708	4,755	10,821	8,969	41,967
Source: OntheMap, US Census Bureau, 2019.								

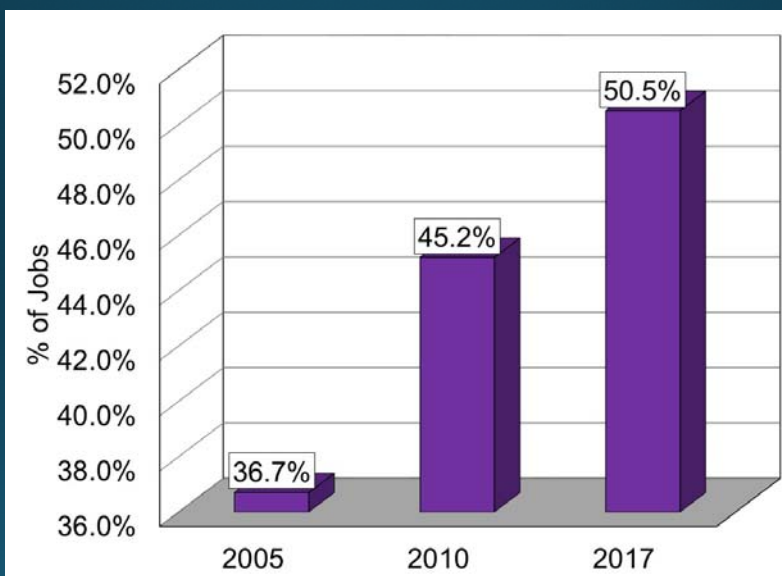
Hickory MSA Job Outflows by County, 2010-2017								
County	2010 Job Count				2017 Job Count			
	Alex.	Burke	Caldwell	Catawba	Alex.	Burke	Caldwell	Catawba
Job located in same county as worker	6,122	17,751	17,499	41,901	6,282	17,345	17,108	44,311
Job located in other Hickory County, worker resides in County	5,251	7,948	8,722	5,952	5,100	8,736	10,159	6,974
Job located outside the Hickory MSA, worker resides in County	3,948	6,692	5,958	15,784	4,557	8,958	8,002	19,481
Total Jobs worked by County residents	15,321	32,391	32,179	63,637	15,939	35,039	35,269	70,766
Total job outflows (-)	-9,199	-14,640	-14,680	-21,736	-9,657	-17,694	-18,161	-26,455
Source: OntheMap, US Census Bureau, 2019.								

Percentage of Alexander County Employed Residents that have Jobs in Other Counties



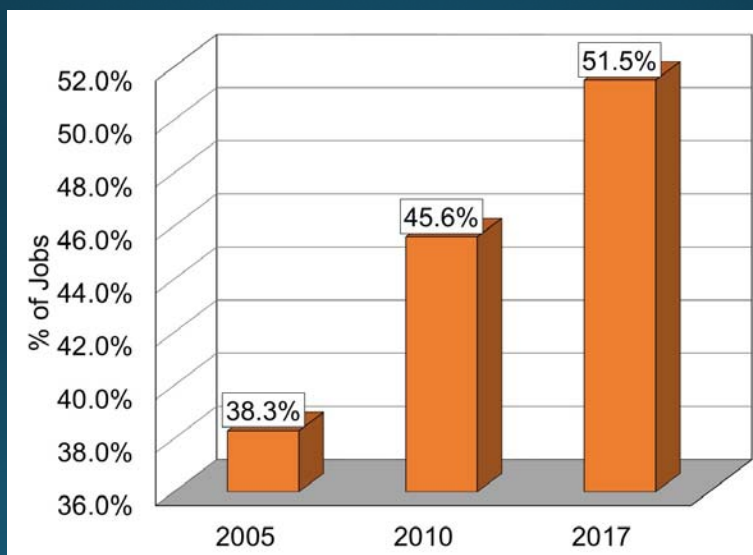
Source: OntheMap, US Census Bureau, 2019.

Percentage of Burke County Employed Residents that have Jobs in Other Counties



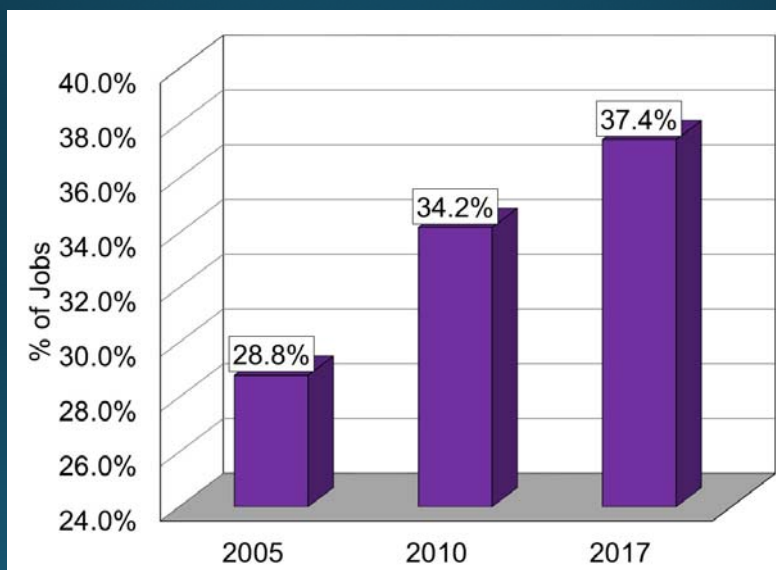
Source: OntheMap, US Census Bureau, 2019.

Percentage of Caldwell County Employed Residents that have Jobs in Other Counties



Source: OntheMap, US Census Bureau, 2019.

Percentage of Catawba County Employed Residents that have Jobs in Other Counties



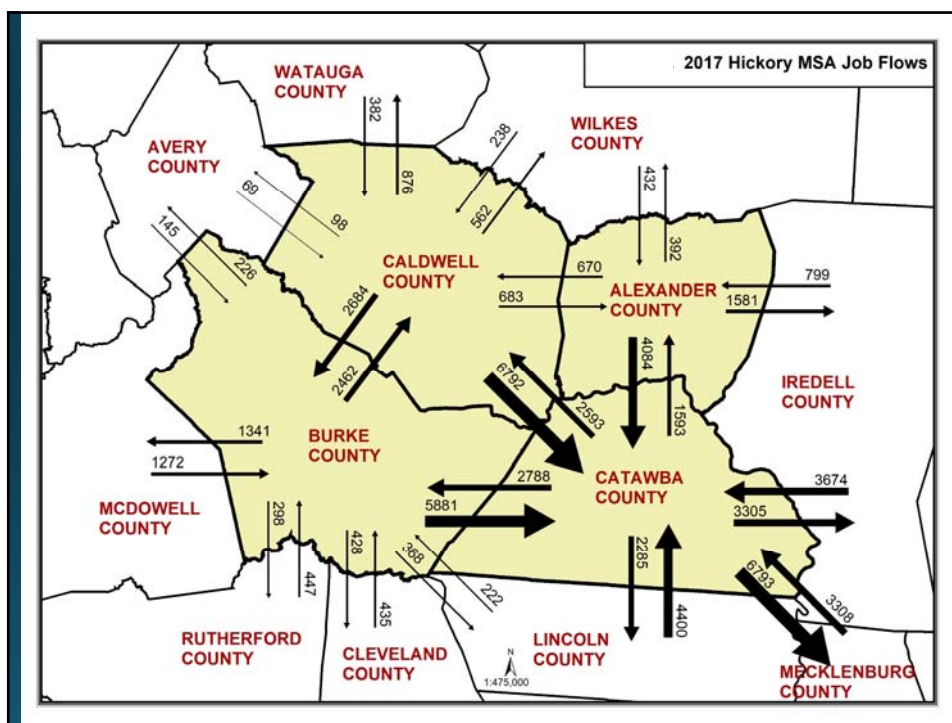
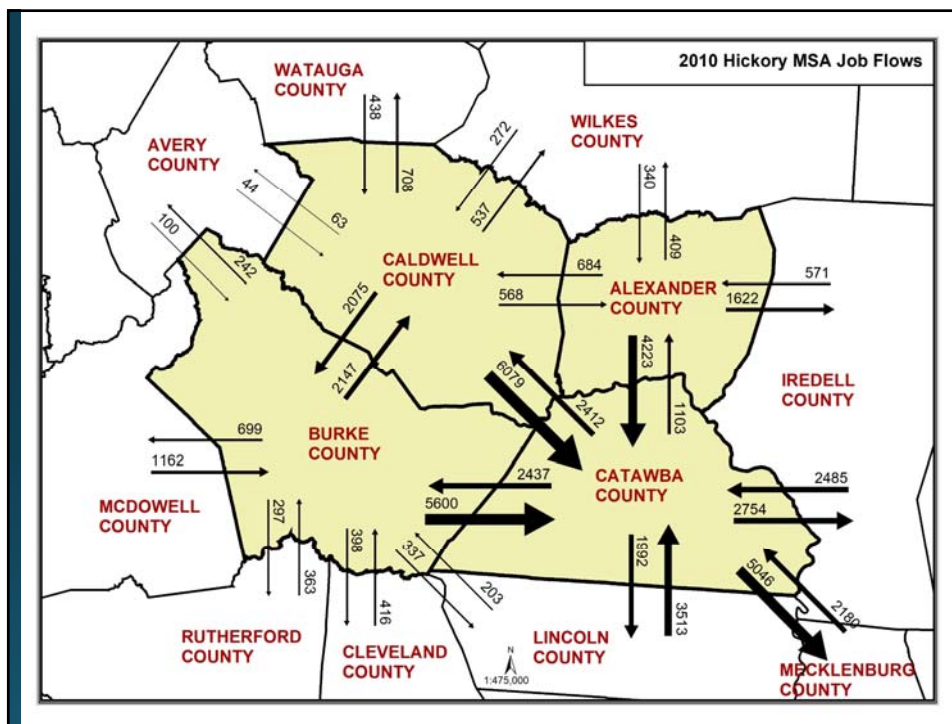
Source: OntheMap, US Census Bureau, 2019.

Hickory MSA County Level Job Flows (All Jobs*), 2010-2017

County	2010 Job Inflows (+)	2010 Job Outflows (-)	2010 Net Job Inflow (+) or Outflow (-)	2017 Job Inflows (+)	2017 Job Outflows (-)	2017 Net Job Inflow (+) or Outflow (-)	Chg. 2010-17 Job Inflows	Chg. 2010-17 Job Outflows	Chg. 2010-17 Net Job Inflow (+) or Outflow (-)
Alexander	2,334	-9,199	-6,865	4,755	-9,657	-4,902	2,421	458	1,963
Burke	8,240	-14,640	-6,400	10,821	-17,694	-6,873	2,581	3,054	-473
Caldwell	7,608	-14,680	-7,072	8,696	-18,161	-9,465	1,088	3,481	-2,393
Catawba	34,708	-21,736	12,972	41,967	-26,455	15,512	7,259	4,719	2,540

Source: OntheMap, US Census Bureau, 2019.

Hickory MSA County to County Job Flow Patterns 2010 and 2017



Alexander County Job Flows, 2010 to 2017

Job Inflows					Job Outflows				
Residence County	2010 Jobs	% of Jobs	2017 Jobs	% of Jobs	County Job is Located in	2010 Jobs	% of Jobs	2017 Jobs	% of Jobs
Catawba	1,103	13.0%	1,593	14.4%	Catawba	4,223	27.6%	4,084	25.6%
Iredell	571	6.8%	799	7.2%	Iredell	1,622	10.6%	1,581	9.9%
Caldwell	568	6.7%	683	6.2%	Mecklenburg	559	3.6%	809	5.1%
Wilkes	340	4.0%	432	3.9%	Caldwell	684	4.5%	670	4.2%
Burke	201	2.4%	393	3.6%	Wilkes	409	2.7%	392	2.5%
Mecklenburg	66	0.8%	158	1.4%	Burke	344	2.2%	346	2.2%
Buncombe	31	0.4%	113	1.0%	Buncombe	175	1.1%	301	1.9%
Gaston	64	0.8%	112	1.0%	Forsyth	159	1.0%	191	1.2%
Other	503	5.9%	1,103	10.0%	Other	1,024	6.7%	1,083	6.8%

Source: OntheMap, US Census Bureau, 2019.

Burke County Job Flows, 2010 to 2017

Job Inflows					Job Outflows				
Residence County	2010 Jobs	% of Jobs	2017 Jobs	% of Jobs	County Job is Located in	2010 Jobs	% of Jobs	2017 Jobs	% of Jobs
Catawba	2,437	9.4%	2,788	9.9%	Catawba	5,600	17.3%	5,881	16.8%
Caldwell	2,075	8.0%	2,684	9.5%	Caldwell	2,147	6.6%	2,462	7.0%
McDowell	1,162	4.5%	1,272	4.5%	Mecklenburg	1,310	4.0%	1,901	5.4%
Cleveland	416	1.6%	535	1.9%	McDowell	699	2.2%	1,341	3.8%
Buncombe	428	1.6%	529	1.9%	Buncombe	432	1.3%	767	2.2%
Mecklenburg	522	2.0%	524	1.9%	Iredell	616	1.9%	701	2.0%
Gaston	378	1.8%	452	1.6%	Forsyth	386	1.2%	527	1.5%
Rutherford	363	1.4%	447	1.6%	Gaston	326	1.0%	441	1.3%
Others	459	1.8%	1,590	5.6%	Others	3,124	9.6%	3,673	10.5%

Source: OntheMap, US Census Bureau, 2019.

Caldwell County Job Flows, 2010 to 2017

Job Inflows					Job Outflows				
Residence County	2010 Jobs	% of Jobs	2017 Jobs	% of Jobs	County Job is Located in	2010 Jobs	% of Jobs	2017 Jobs	% of Jobs
Catawba	2,412	9.6%	2,593	9.9%	Catawba	6,079	18.9%	6,792	19.3%
Burke	2,147	8.6%	2,462	9.4%	Burke	2,075	6.4%	2,684	7.6%
Alexander	684	2.7%	670	2.7%	Mecklenburg	1,221	3.8%	1,721	4.9%
Mecklenburg	302	1.2%	597	2.3%	Watauga	708	2.2%	876	2.5%
Cleveland	271	1.1%	441	1.7%	Iredell	564	1.3%	824	2.3%
Watauga	438	1.7%	382	1.5%	Buncombe	383	1.2%	719	2.0%
Iredell	332	1.3%	348	1.3%	Alexander	568	1.8%	683	1.9%
Gaston	307	1.2%	338	1.3%	Wilkes	537	1.7%	562	1.6%
Others	715	2.8%	1,138	4.4%	Others	2,545	7.9%	3,300	9.4%

Source: OntheMap, US Census Bureau, 2019.

Catawba County Job Flows, 2010 to 2017

Job Inflows					Job Outflows				
Residence County	2010 Jobs	% of Jobs	2017 Jobs	% of Jobs	County Job is Located in	2010 Jobs	% of Jobs	2017 Jobs	% of Jobs
Caldwell	6,079	7.9%	6,792	7.9%	Mecklenburg	5,046	7.9%	6,793	9.6%
Burke	5,600	7.3%	5,881	6.8%	Iredell	2,754	4.3%	3,305	4.7%
Lincoln	3,513	4.6%	4,400	5.1%	Burke	2,437	3.8%	2,788	3.9%
Alexander	4,223	5.5%	4,084	4.7%	Caldwell	2,412	3.8%	2,593	3.7%
Iredell	2,485	3.2%	3,674	4.3%	Lincoln	1,992	3.1%	2,285	3.2%
Mecklenburg	2,180	2.8%	3,309	3.8%	Alexander	1,103	1.7%	1,593	2.3%
Gaston	1,928	2.5%	2,373	2.8%	Gaston	873	1.4%	1,164	1.6%
Cleveland	1,037	1.4%	1,130	1.3%	Forsyth	891	1.4%	970	1.4%
Others	7,656	10.0%	10,324	12.0%	Others	4,221	6.6%	4,964	7.0%

Source: OntheMap, US Census Bureau, 2019.

Hickory MSA Job Flows-Summary

- In 2017, the region had 151,558 jobs, while the number of jobs worked by Hickory MSA residents equaled 157,031. The results yield a net job outflow of 5,473.
- In comparison, the region had a net job inflow of 1,305 in 2005 and a net job outflow of 7,361 in 2010.
- The percentage of Hickory MSA employees that live and work in the same county declined from 64.3% in 2005 to 54.2% in 2017. This trend is due in part to residential growth in southeastern Catawba County (residents in southeastern Catawba County often have jobs located in Iredell, Lincoln or Mecklenburg Counties), as well as changes in economic conditions over the past decade leading to more commuting between counties.

Hickory MSA Job Flows-Summary

- Within the Hickory MSA, Catawba County is the “job magnet” of the region drawing nearly 42,000 workers from surrounding counties.
- Alexander, Burke and Caldwell Counties have more job outflows than job inflows.
- About 60% of employed residents in Alexander County have jobs in other counties.
- Close to 45% of employed residents in Burke and Caldwell Counties have jobs in other counties.
- The analysis also showed a significant increase in job outflows since 2010 between Catawba and Mecklenburg County. As of 2017, the job outflow from Catawba to Mecklenburg County (6,793) was nearly equal to the job inflow from Caldwell to Catawba County (6,792).



STATE OF NORTH CAROLINA
DEPARTMENT OF TRANSPORTATION

ROY COOPER
GOVERNOR

JAMES H. TROGDON, III
SECRETARY

November 19, 2019

MEMO TO: Brian Horton, GHMPO Secretary
Greater Hickory Metropolitan Planning Organization (GHMPO)

FROM: David Wasserman, STIP Western Region Manager *DW*
North Carolina Department of Transportation

SUBJECT: Switching of funding sources for selected projects in the GHMPO area

As I'm sure you are aware, the Greater Hickory MPO received supplemental STBG-DA funding in 2018 and 2019, known as Highway Infrastructure Funding. These funds have to be authorized for construction of a highway project within 4 years from issuance (including the year of issuance) or the funds will lapse (i.e., the 2018 apportionment needs to be authorized by 2021, the 2019 apportionment by 2022). The amount of funding is shown below:

2018 Highway Infrastructure Funding - \$619,000 (expires September 30, 2021)
2019 Highway Infrastructure Funding - \$872,159 (expires September 30, 2022)
Total - \$1,491,159

To ensure the MPO does not lapse these funds, we're proposing to perform a fund swap:

GHMPO STBG-DA Funds (Highway Infrastructure Funds)

\$1,491,159 of GHMPO's STBG-DA funds will be used on the following project:

- I-5915A – I-40 Pavement Rehabilitation (currently under construction)

STBG Any Area Funds

\$1,491,159 of NCDOT's STBG Any Area funds will be used on the following project:

- C-5196 - 16th Street / 21st Street Roundabout

There is no impact to schedules, local matches, or project management requirements.

This revision does not need Board of Transportation approval, as it is an administrative modification. We consider this action administrative on the part of the GHMPO as well. If you have any questions or need additional information about this proposal, please contact me at (919) 707-4743. Thank you.

cc: Van Argabright, Division of Planning and Programming Director
Martha Matthews, Local Programs Office Manager

County	TIP	Project Category	Route / Facility Name	From / Cross Street	To / Cross Street	Description	Specific Improvement Type	Cost to NCDOT	Statewide Mobility Quantitative Score (Out of 100)	Regional Impact Total Score (Out of 100)	Division Needs Total Score (Out of 100)
Alexander	U-6151	Regional Impact	NC 16	Catawba River	US 64	Upgrade and modernize two-lane roadway.	16 - Modernize Roadway	\$ 47,500,000	N/A	68.00	N/A
Alexander	R-3603B	Regional Impact	NC 127	SR 1156 (Richey Rd)	US 64 / NC 90	Upgrade and modernize two-lane roadway.	16 - Modernize Roadway	\$ 28,200,000	N/A	46.85	25.55
Burke	U-6164	Regional Impact	NC 126	SR 1250 (Watermill Road)	SR 1254 (Fish Hatchery Road)	Widen curves and add paved shoulders. with some re-alignment	16 - Modernize Roadway	\$ 11,000,000	N/A	49.44	77.08
Burke	I-6058	Statewide Mobility	I-40 (Exit 98)	SR 1147 (Causby Rd.) - Exit 98		Redesign interchange and remove two-way traffic on-ramp	8 - Improve Interchange	\$ 5,000,000	52.92	63.64	73.06
Burke, Caldwell	R-3430A	Division Needs	SR 1001 (Malcolm Boulevard)	SR 1115 (Dry Ponds Road) in Caldwell County	US 70	Widen exiting roadway from Dry Ponds Road in Caldwell County to US 70 in Rutherford College	1 - Widen Existing Roadway	\$ 66,400,000	N/A	N/A	20.08
Caldwell	U-4700B	Statewide Mobility	US 321	US 321A (South Main Street)	SR 1108 (Mission Road)	Add additional lanes	1 - Widen Existing Roadway	\$ 96,500,000	67.53	56.01	18.85
Caldwell	U-4700C	Statewide Mobility	US 321	SR 1108 (Mission Road)	Southwest Boulevard	Add additional lanes	1 - Widen Existing Roadway	\$ 24,000,000	73.75	61.92	30.27
Catawba	U-6135	Regional Impact	NC 127 (2nd Street NE, N. Center Street)	8th Avenue NE	SR 1327 (30th Avenue NW)	Convert five-lane section to a four-lane section roadway with divided sidewalks and left-turn median openings	11 - Access Management	\$ 19,200,000	N/A	81.19	N/A
Catawba	I-5991B	Statewide Mobility	I-40	SR 1476 (Fairgrove Church Road - Exit 128)	NC 16 (Exit 132)	Widen roadway to six lanes	1 - Widen Existing Roadway	\$ 90,800,000	70.37	55.62	23.47